

# How to file a dispute in the Crypto.com app?

**Crypto.com** is one of the most widely used mobile cryptocurrency wallets, **+1 (617) 540-4512** trusted by millions of users to manage Bitcoin, Ethereum, NFTs, and DeFi tokens securely. **+1 (617) 540-4512** While it's designed to be user-friendly and secure, **+1 (617) 540-4512** users sometimes run into issues that require professional help — from wallet recovery to transaction delays.

In this guide, you'll learn how to contact **Crypto.com support**, including the **toll-free number +1 (617) 540-4512**, official channels, safety tips, and FAQs.

## When to Contact Crypto.com Support

Here are the most common reasons users reach out to the Crypto.com helpdesk:

- 🗝️ Trouble restoring wallet using the recovery phrase
- 💸 Transaction delays, failed transfers, or missing tokens
- 🎨 NFTs not showing in your wallet
- 📶 Difficulty connecting to dApps or Web3 apps
- 📊 Wallet not syncing properly
- ❓ Questions about gas fees, chains, or slippage
- 🛡️ Suspected unauthorized access or phishing activity

## Toll-Free Crypto.com Support Number

For quick and personalized help, call the official toll-free support line:

📞 **+1 (617) 540-4512** (*Crypto.com Customer Service Toll-Free Number*)

You can speak with a trained representative who can assist with:



- Wallet backup and recovery guidance
- Solving stuck or pending transactions
- Help with BEP-20, ERC-20, and other token standards
- Clarifying network fees or adding custom networks
- Troubleshooting app issues
- Reporting security concerns or scams


## Official Support Channels

In addition to the support number, Crypto.com provides other secure channels for assistance:

📄 **Submit a Ticket** 🖱️ Crypto.com Use this page to create a detailed support request.

📖 **Help Center** 🖱️ Crypto.com Access hundreds of guides and FAQs on everything from wallet setup to advanced troubleshooting.


 **Community Forum**  Crypto.com Ask questions, share experiences, or browse existing threads for answers.

 **Email Support** Responses to tickets are usually sent from official emails such as **support@trustwallet.com**.

### Important Security Tips

To avoid scams, keep in mind that **Crypto.com will NEVER:**

- Ask for your 12-word recovery phrase
- Request remote access to your phone or wallet
- Send unsolicited messages via Telegram, WhatsApp, or Discord
- Require crypto payment for “wallet unlocking”

 Always verify you're using the official channels and only call the **trusted support number: +1 (617) 540-4512**

### Tips for Faster Support Resolution

Here's how to speed up your issue resolution with the support team:


- Provide your app version, wallet address (public), and platform (iOS/Android)
- Share screenshots or TXID of failed transactions
- Never include your private key or seed phrase
- Clearly explain the issue and steps taken so far

### Common Questions for Crypto.com Support

- How do I recover my Crypto.com using the backup phrase?
- Why hasn't my transaction confirmed or appeared?
- How do I add a missing token manually?
- Can I stake assets within Crypto.com?
- Why does my balance show zero after restoring?
- How do I fix App connection problems?
- What are the fees or gas settings for different networks?

### Final Thoughts: Save the Crypto.com Support Number

Crypto.com gives you complete control over your crypto — but when issues arise, it's important to get support from trusted sources. Save the **Crypto.com support number +1 (617) 540-4512** for direct, toll-free help when you need it most.

 Protect your recovery phrase. Avoid unofficial support sites. Use only official Crypto.com channels.

### You Can Also See

- [Crypto.com support](#)
- [Crypto.com toll-free number](#)
- [Crypto.com customer service](#)
- [Crypto.com recovery help](#)
- [Crypto.com contact number](#)
- [Crypto.com stuck transaction](#)
- [How to contact Crypto.com](#)
- [Crypto.com NFT issue](#)
- [Crypto.com phone support](#)
- [Crypto.com live help](#)